

Quick Connect Couplings

Series WPN made of Brass nickel-plated

DN 9

- One-hand quick connect couplings made of brass MS 58 nickel-plated
- Easy to couple, wide pressure range, leakage-proof, durable, robust, safe and reliable
- Compact size and ergonomic sleeve outline for perfect usability
- High flow rates due to optimised passage
- Spray nozzle: water flow can be turned off, flow control from mist to full water jet
- Compatible with standard plug profiles
- Optional with straight-through or shut-off valves
- **Universal one-hand quick connect coupling for water pipes in industrial applications, trades, landscaping, gardening or private household**

Materials:

- Body, sleeve, valve body, valve, plug: Brass MS 58 nickel-plated
- Balls: Stainless steel 1.4034
- Springs: Spring steel 1.4310
- Seals: NBR/ HNBR
- Claw: Brass CW617N
- Spray nozzle: Aluminium/ Brass MS 58 nickel-plated

Max. Working Pressure	Temperature	DN	Thread	Operation	Type of valve	Media	
PN 16 bar	up to +95°C	9	ISO 228	One-hand	single/ straight-through	Water	5

Couplings with hose barb

Hose connection	L	D	L1	Weight	Type No. w/o valve	Type No. w. valve
Hose i.D. 13	64	28	22.5	111	WPN 13 T	WPN 13 TAB
Hose i.D. 16	64	28	22.5	115	WPN 16 T	WPN 16 TAB
Hose i.D. 19	64	28	22.5	128	WPN 19 T	WPN 19 TAB
Hose i.D. 25	64	28	22.5	135	WPN 25 T	WPN 25 TAB

Couplings with female thread

Thread connection	L	SW	D	L1	Weight	Type No. w/o valve	Type No. w. valve
G 1/2 f	53	24	28	10	125	WPN 12 I	WPN 12 IAB
G 3/4 f	53	30	28	10	131	WPN 34 I	WPN 34 IAB

Couplings with male thread

Thread connection	L	SW	D	L1	Weight	Type No. w/o valve	Type No. w. valve
G 1/2 m	58	24	28	10	130	WPN 12 A	WPN 12 AAB
G 3/4 m	58	30	28	10	130	WPN 34 A	WPN 34 AAB

Couplings with hose squeeze nut


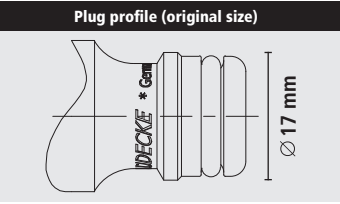
Hose connection	L	D	L1	Weight	Type No. w/o valve	Type No. w. valve
Hose 13x3	58	28	18	140	WPN 13 TQ	WPN 13 TQAB
Hose 19x4	58	28	18	174	WPN 19 TQ	WPN 19 TQAB

Screwing hose stems (for combination with WaterProfi couplings with female thread)

Thread connection	Hose connect.	L	L1	L2	Passage	Weight	Type No.
G 3/4 m	Hose i.D. 13	31	22.5	9	10	30	WPN 13 GT
G 3/4 m	Hose i.D. 16	31	22.5	9	13	31	WPN 16 GT
G 3/4 m	Hose i.D. 19	31	22.5	9	15	40	WPN 19 GT
G 3/4 m	Hose i.D. 25	31	22.5	9	19	48	WPN 25 GT

System Adapter Claw Coupling - Quick Connect Coupling

Connection	L	B	Weight	Type No.
WaterProfi Claw Coupling - Coupling WPN DN 9	73	54.2	254	WPNK-WPA
WaterProfi Claw Coupling - Plug WPN DN 9	59.5	54.2	160	WPNS-WPA



NEW!

Quick Connect Couplings

made of Brass nickel-plated **Series WPN**

DN 9

Plugs with hose barb

Hose connection	L	D	L1	L2	Weight	Type No.
Hose i.D. 13	49	24	22.5	24	51	WPN 13 S
Hose i.D. 16	49	24	22.5	24	44	WPN 16 S
Hose i.D. 19	49	24	22.5	24	51	WPN 19 S
Hose i.D. 25	49	27	22.5	24	69	WPN 25 S



Plugs with female thread (with female thread sealing ring)

Thread connection	L	SW	L1	L2	Weight	Type No.
G 1/2 f	38	27	10	24	70	WPN 12 NI
G 3/4 f	38	30	10	24	68	WPN 34 NI
G 1 f	38	36	10	24	77	WPN 10 NI



Plugs with male thread

Thread connection	L	SW	L1	L2	Weight	Type No.
G 1/2 m	40	24	10	24	55	WPN 12 NA
G 3/4 m	41	30	10.5	24	76	WPN 34 NA



Plugs with hose squeeze nut

Hose connection	L	SW	L1	L2	Weight	Type No.
Hose 13x3	48	19	12	24	103	WPN 13 SQ
Hose 19x4	51	19	12.5	24	121	WPN 19 SQ




System Adapter

Connection	L	D	L1	L2	Weight	Type No.
DN 9 - DN 9	52	24	24	24	70	WPNA



Spray Nozzle with plug-/hose connection/-male thread

Connection	L	D	L1	Passage	Weight	Type No.
Plug WaterProfi	118	33	24	6.5	308	WSD-S
Hose i.D. 13	126	33	32	6.5	302	WSD 13 T
Hose i.D. 16	126	33	32	6.5	303	WSD 16 T
Hose i.D. 19	126	33	32	6.5	312	WSD 19 T
Hose i.D. 25	126	33	32	6.5	328	WSD 25 T
G 1/2 m	106	33	12	6.5	297	WSD 12 A



WaterProfi
by **LUDECKE**